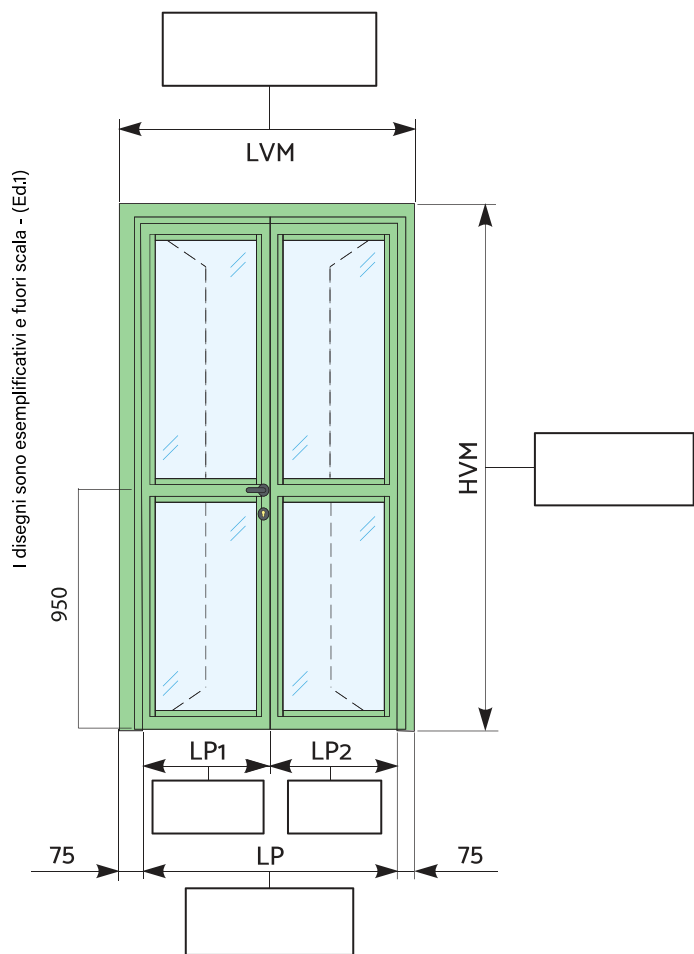


Cliente: _____ Data: _____

N° ordine/Offerta: _____ Rif: _____ Ubicazione: _____

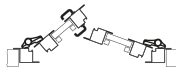


Classificazione

- EI₂ 30**
Sp.=60 mm
- EI₂ 60**
Sp.=60 mm
- EI₂ 90**
Sp.=80 mm
- EI₂ 120**
Sp.=80 mm

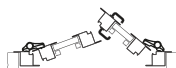
Lato a spingere

- Spingi Sinistra



Qtà. _____

- Spingi Destra

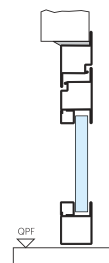


Qtà. _____

Tipologia di telaio

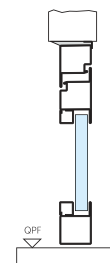
- Tipo A**

- Telaio "Z" su muro
- Ante "T"



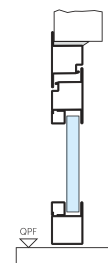
- Tipo B**

- Telaio "L" su muro
- Ante "T"



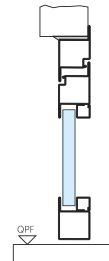
- Tipo C**

- Telaio "T" su muro
- Ante "T"



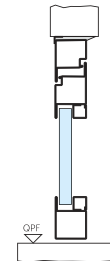
- Tipo D**

- Telaio "Z" su muro
- Ante "Z"



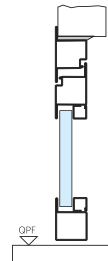
- Tipo E**

- Telaio "L" su muro
- Ante "Z"



- Tipo F**

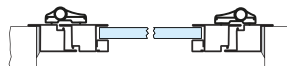
- Telaio "T" su muro
- Ante "Z"



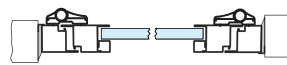
Anta telaio

Fermavetri lato SPINGERE

- Tipo A** Telaio "Z" su muro - Ante "T"



- Tipo B** Telaio "L" su muro - Ante "T"

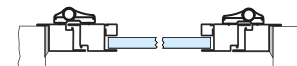


- Tipo C** Telaio "T" su muro - Ante "T"

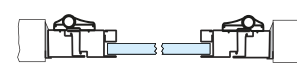


Fermavetri lato TIRARE

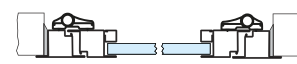
- Tipo D** Telaio "Z" su muro - Ante "Z"



- Tipo E** Telaio "L" su muro - Ante "Z"



- Tipo F** Telaio "T" su muro - Ante "Z"



Note

Esprimere le quote in millimetri

Accessori

- Maniglia: Inox Nero
- Chiudiporta: Argento Nero
- Cerniere: Argento Nero Bianco
- Maniglione tipo: Leva Push
- Coprifili angolari 40x20 mm
- Senza fascione intermedio
- Elettromaniglia

Finiture di serie

- Ral 7035 Ral 1013 Ral 7010 Ral 8019
- Ral 9001 Ral 7016 Ral 7013 Ral 9006
- Ral 9003 Ral 7022 Ral 7042 Ral 9005

Altra finitura

- Ral _____

Timbro e firma

Tipologia di fissaggio (vedi istruzioni di montaggio)

- Fori di ancoraggio per sottostruttura
- Fori di ancoraggio per tasselli